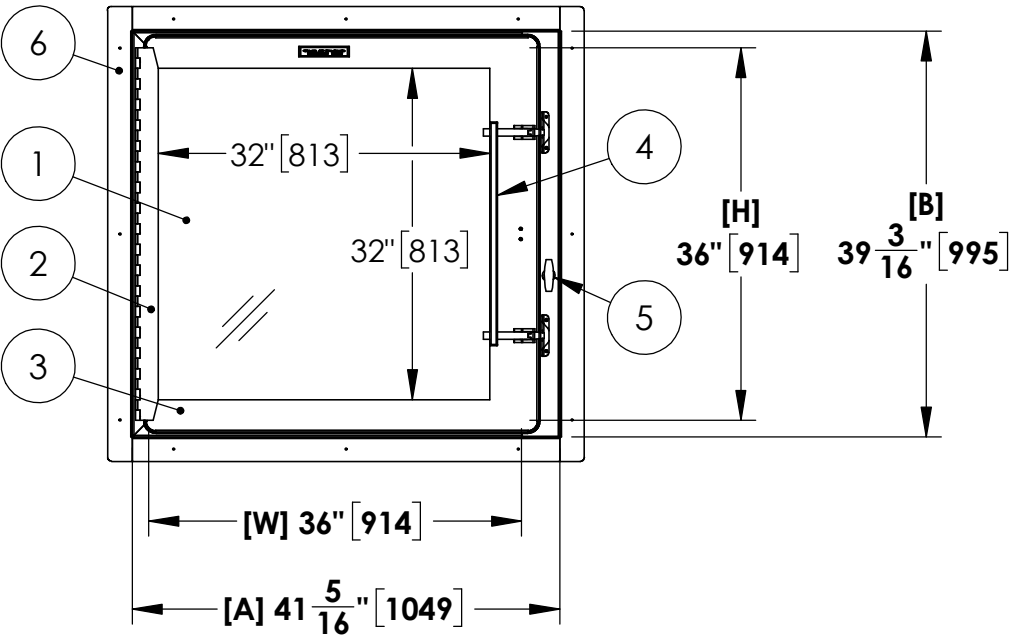
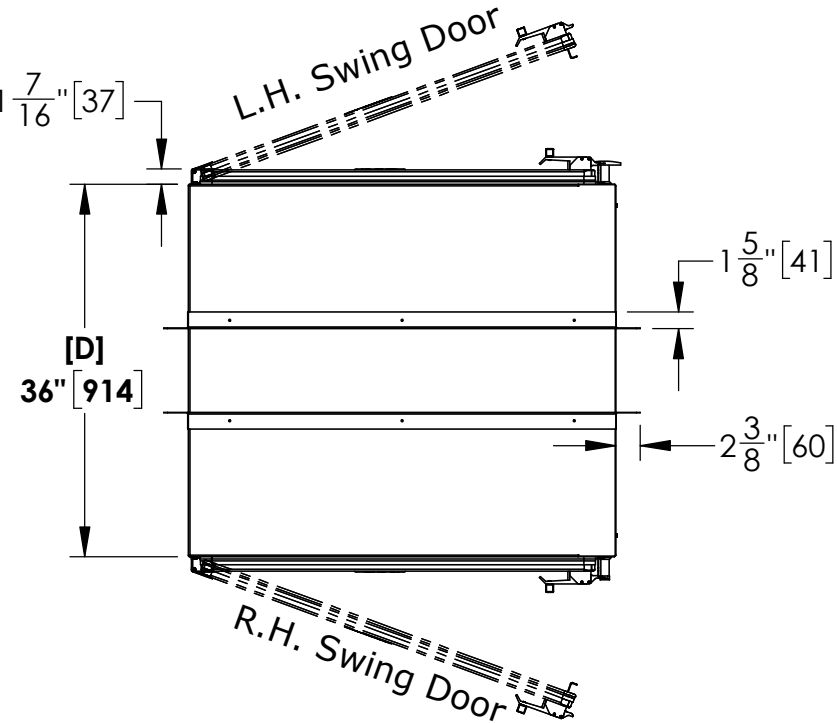


NOTES: UNLESS OTHERWISE SPECIFIED

1. DIMENSIONS ARE IN INCHES (mm).



Features:

1. Clear Tempered Safety Glass
2. Stainless Steel Flush Mount Hinge
3. Stainless Steel Door Frame
4. Dual Over Center Compression Latches With Linkage Bar - Stainless Steel

Options Shown:

5. Mechanical Interlock, Non-Locking, Stainless Steel T-Handles
6. 8 Pc. Universal Stainless Steel Mounting Frame Set

Notes:

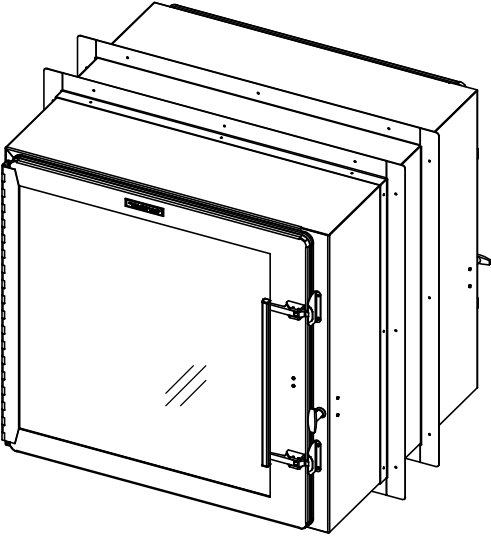
- Cabinet Material: Stainless Steel, Type 304, #4 Finish
- Electrical Requirements: None
- Interlocking and Non-interlocking Units Have The Same Exterior Dimensions Unless Noted.
- Wall Cutout is **$41\text{-}13/16" \times 39\text{-}11/16"$**
($[A] + 1/2" \times [B] + 1/2"$)

Pass Thru Interlock Operation (One Hand):

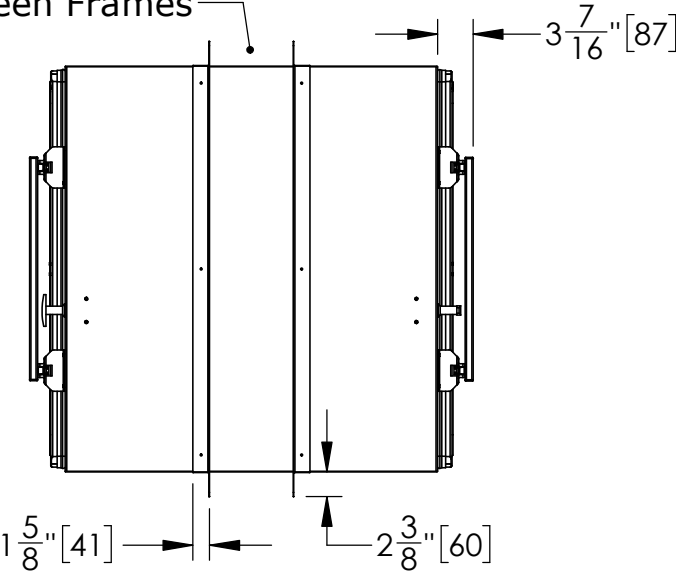
Turn The Interlock Handle ⑤ 90° To Unlock The Side, Then Pull The Door Latch ④ To Open The Door.
(Only one side can be unlocked at a time)

Pass Thru Dimensions:

W = Inside Width
H = Inside Height
D = Inside Depth
A = W + 5 5/16"
B = H + 3 3/16"



Customer Wall
Between Frames



© COPYRIGHT 2019 CLEAN AIR PRODUCTS	Clean Air PRODUCTS	8605 WYOMING AVENUE NORTH • MINNEAPOLIS, MN 55445 800-423-9728 • ph: 763-425-9122 • fax: 763-425-2004 www.cleanairproducts.com			
	DESCRIPTION.	Pass Thru - Wall Mount, Fully Welded Body, Stainless Steel - CAP18WFB-SST-36Wx36Hx36D			
	QUOTE NO.				
	DO NOT SCALE	DATE DRAWN 2/27/2020	QUOTE FORM 107598	REV 1	SHEET 1 of 1